






Changing Clocks & Batteries

On November 7th, provinces will be turning their clocks back one hour, also known as Fall Back. This is a great opportunity to change smoke alarm batteries as well. However, today's smoke alarms are not all designed the same, making battery messaging somewhat complicated.

The following is the information to help make sure that all the smoke alarms have working batteries, accounting for the multiple types of smoke alarms on the market and their varying battery requirements:



-  Smoke alarms with non-replaceable 10-year batteries are designed to remain effective for up to 10 years. If the alarm chirps, warning that the battery is low, replace the entire smoke alarm right away.
-  Smoke alarms with any other type of battery needs a new battery at least once a year. If that alarm chirps, warning the battery is low, replace the battery right away.
-  When replacing a battery, follow the manufacturer's list of batteries on the back of the alarm or manufacturer's instructions. Manufacturer's instructions are specific to the batteries (brand and model) that must be used. The smoke alarm may not work properly if a different kind of battery is used.

source: npfa.org

Electric Portable Space Heaters

When the weather turns cold, it can bring a chill into our homes. Portable space heaters have become a popular way to supplement central heating or heat one room. If you plan to use portable electric space heaters, make sure to follow these tips and recommendations:

- 🔥 Purchase a heater with the seal of a qualified testing laboratory.
- 🔥 Keep the heater at least 3 feet (1 metre) away from anything that can burn, including people.
- 🔥 Choose a heater with a thermostat and overheat protection.
- 🔥 Place the heater on a solid, flat surface.
- 🔥 Make sure your heater has an auto shut-off to turn the heater off if it tips over.
- 🔥 Keep space heaters out of the way of foot traffic. Never block an exit.
- 🔥 Keep children away from the space heater.
- 🔥 Plug the heater directly into the wall outlet. Never use an extension cord.
- 🔥 Space heaters should be turned off and unplugged when you leave the room or go to bed.



source: npfa.org

Fact

Two in five deaths in space heater fires involve portable electric space heaters.








Pet Fire Safety

Pets give us comfort, friendship, and unconditional love. Our connection to them can be among the strongest relationships in our lives. But pets can cause fires. We need to be careful with pets in the home. Never go back inside for pets in case of a fire. Tell firefighters if your pet is trapped.



Safety Tips

-  Pets are curious. They may bump into, turn on, or knock over cooking equipment. Keep pets away from stoves and countertops.
-  Keep pets away from candles, lamps, and space heaters.
-  Always use a metal or heat-tempered glass screen on a fireplace and keep it in place.
-  Consider battery-operated, flameless candles. They can look and smell like real candles.
-  Some pets are chewers. Watch pets to make sure they don't chew through electrical cords. Have any problems checked by a professional.

FACT

Pets or wild animals have a part in starting about 750 home fires per year. These involve cooking equipment, fireplaces and chimneys, space heaters, lamps, bulbs, wiring, and candles.

Missed a new newsletter? Check out our website: <https://magnumfireprotection.com>

